

# ETW FUNDS 100

## BEST FUNDS TO BUILD YOUR PORTFOLIO

**ET Wealth** collaborates with **Value Research** to identify the top-performing funds across categories. Equity funds and equity-oriented hybrid funds are ranked on 3-year returns while debt-oriented hybrid and income funds are ranked on 1-year returns.

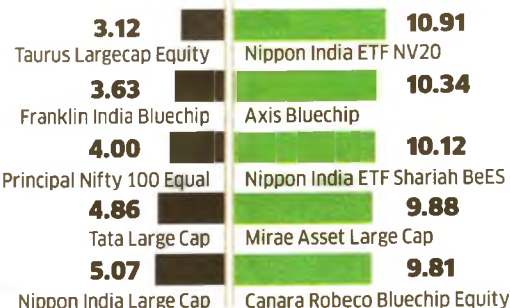
	Value Research Fund Rating	Net Assets (₹ Cr)	RETURNS (%)					Expense Ratio (%)
			3-Month	6-Month	1-Year	3-Year	5-Year	
<b>EQUITY: LARGE CAP</b>								
Axis Bluechip Fund	*****	16,763.73	7.04	18.12	-1.29	8.97	10.34	1.70
Canara Robeco Bluechip Equity Fund	*****	701.72	8.39	26.90	6.65	8.35	9.81	2.45
HDFC Index Fund	*****	1,454.35	9.48	29.68	-1.28	7.36	8.65	0.30
Tata Index Sensex Fund	*****	26.51	9.20	28.20	-1.32	7.30	8.26	1.00
UTI Nifty Index Fund	****	2,718.09	9.49	31.30	-1.51	5.60	8.11	0.14
HDFC Index Fund Nifty 50 Plan	****	1,857.60	9.42	31.01	-1.85	5.44	7.92	0.30
Edelweiss Large Cap Fund	****	192.93	9.67	29.07	-0.17	5.41	7.40	2.44
Mirae Asset Large Cap Fund	*****	18,385.69	11.17	32.46	1.01	5.15	9.88	1.71
Sundaram Select Focus Fund	****	1,064.39	6.22	25.43	-2.50	4.77	7.77	2.32
Motilal Oswal Focused 25 Fund	****	1,264.77	6.26	23.89	-0.11	3.95	7.56	2.25
ICICI Prudential Bluechip Fund	****	24,365.05	7.25	28.44	-3.50	2.89	7.61	1.74
<b>EQUITY: LARGE &amp; MIDCAP</b>								
Mirae Asset Emerging Bluechip Fund	*****	11,315.61	12.20	37.07	8.55	7.12	13.66	1.86
Invesco India Growth Opportunities Fund	****	2,831.03	11.87	29.79	1.10	5.36	8.76	2.00
Canara Robeco Emerging Equities Fund	*****	5,877.96	13.81	33.04	9.85	4.61	10.57	1.95
Kotak Equity Opportunities Fund	****	3,637.31	9.31	31.40	4.94	4.29	8.97	2.02
LIC MF Large & Mid Cap Fund	****	749.73	11.88	27.60	0.15	3.92	9.73	2.49
Sundaram Large and Mid Cap Fund	****	1,249.30	10.80	30.75	-4.77	3.92	8.43	2.22
Principal Emerging Bluechip Fund	****	2,091.27	12.92	33.19	6.28	2.35	10.07	2.09
DSP Equity Opportunities Fund	****	5,016.74	6.63	29.83	-2.20	1.89	8.40	1.97
<b>EQUITY: MULTI CAP</b>								
Parag Parikh Long Term Equity Fund	*****	4,508.14	18.26	49.93	23.97	12.69	14.55	1.98
Quant Active Fund	*****	35.80	22.35	61.62	26.06	11.63	12.45	2.48
UTI Equity Fund	****	10,982.95	14.51	34.67	10.09	8.66	9.24	1.96
IIFL Focused Equity Fund	*****	930.27	11.56	33.90	6.88	8.48	11.76	2.23
Canara Robeco Equity Diversified Fund	****	2,280.01	10.81	28.55	7.29	7.70	9.28	2.18
SBI Focused Equity Fund	*****	10,247.78	4.55	19.46	-1.49	6.33	9.74	1.75
Axis Focused 25 Fund	*****	11,372.39	8.18	24.93	-0.38	6.17	10.98	2.02
DSP Equity Fund	****	3,725.93	6.08	24.83	-1.64	4.61	8.73	2.02
Tata Retirement Savings Fund	****	793.28	11.48	30.45	4.11	4.41	10.55	2.40
Kotak Standard Multicap Fund	****	29,714.07	7.68	28.80	-2.23	3.54	8.71	1.66
<b>EQUITY: MID CAP</b>								
Axis Midcap Fund	*****	6,306.68	13.11	30.37	12.27	11.42	10.51	2.02
Invesco India Mid Cap Fund	****	934.54	14.90	36.72	13.90	6.61	9.68	2.36
DSP Midcap Fund	*****	7,883.08	14.98	38.46	13.77	5.54	11.54	1.93
Taurus Discovery (Midcap) Fund	****	52.18	14.37	36.49	15.33	4.95	9.87	2.53
Kotak Emerging Equity Fund	****	7,300.47	15.64	38.68	7.54	3.37	9.48	1.86
L&T Midcap Fund	****	5,790.76	15.46	39.52	7.96	0.55	9.22	1.93
<b>EQUITY: SMALL CAP</b>								
Axis Small Cap Fund	****	2,720.15	19.18	37.05	9.47	9.01	11.21	2.03
SBI Small Cap Fund	*****	5,039.25	20.46	43.15	12.25	5.80	13.44	1.88
Nippon India Small Cap Fund	****	9,285.32	22.36	54.96	12.34	2.61	11.10	1.77
<b>EQUITY: VALUE ORIENTED</b>								
Invesco India Contra Fund	*****	5,019.09	8.82	33.92	4.47	5.95	9.91	1.94
Kotak India EQ Contra Fund	****	817.65	10.29	32.81	-0.69	5.28	8.78	2.40
Tata Equity PE Fund	****	4,465.04	9.93	34.71	-0.50	0.15	9.54	1.95
<b>EQUITY: ELSS</b>								
Canara Robeco Equity Tax Saver Fund	*****	1,122.05	14.95	33.16	10.59	9.32	10.03	2.26
Quant Tax Plan	*****	14.50	25.29	65.35	25.79	9.02	15.41	2.48
Mirae Asset Tax Saver Fund	*****	4,181.07	13.34	38.54	6.96	7.47	-	1.90
Axis Long Term Equity Fund	****	21,904.51	7.28	20.68	-0.77	6.31	8.71	1.72
Invesco India Tax Plan	****	1,112.86	10.62	30.52	4.12	5.90	8.45	2.19
Taurus Tax Shield Fund	****	64.00	10.91	29.94	1.92	4.48	8.64	2.41
Aditya Birla Sun Life Tax Relief 96	****	11,000.67	7.49	27.34	4.38	3.27	8.37	1.89
JM Tax Gain Fund	****	38.33	9.62	28.64	-4.34	3.04	9.03	-
DSP Tax Saver Fund	****	6,298.41	7.14	29.97	-2.83	2.62	8.67	1.88
Tata India Tax Savings Fund	****	2,075.30	10.13	27.90	-2.99	2.16	8.21	2.09
Motilal Oswal Long Term Equity Fund	****	1,585.39	4.27	19.98	-8.46	-1.07	7.93	2.21
<b>HYBRID: EQUITY SAVINGS</b>								
Edelweiss Equity Savings Fund	*****	72.70	3.99	10.65	7.71	6.72	7.16	1.68
Kotak Equity Savings Fund	****	1,366.63	4.53	14.90	6.06	5.99	7.13	2.20
Axis Equity Saver Fund	****	689.34	3.89	11.51	1.36	5.26	6.04	2.33
ICICI Prudential Equity Savings Fund	****	1,146.16	3.32	12.59	1.06	4.66	7.00	1.49

# LAGGARDS & LEADERS

Taking a long-term view of fund returns, here is a list of 10 funds in each category—five leaders (worth investing) and five laggards (that may be a drag on your portfolio).

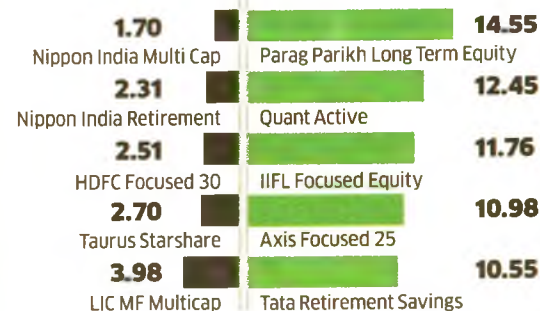
## LAGGARDS LEADERS

### Equity: Large-cap 5-year returns



**8.97%**  
THE 3-YEAR RETURN OF AXIS BLUECHIP IS THE HIGHEST IN ITS CATEGORY.

### Equity: Multi-cap 5-year returns




**7.12%**  
THE 3-YEAR RETURN OF MIRAE ASSET EMERGING BLUECHIP IS THE HIGHEST IN ITS CATEGORY.

### Equity: Mid-cap 3-year returns



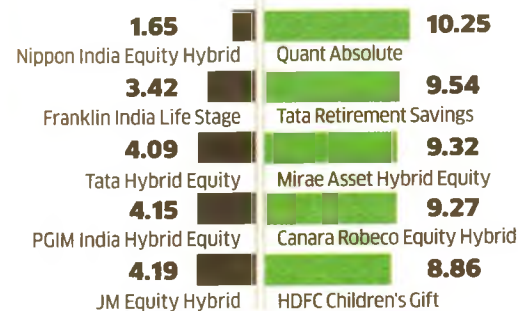
**11.42%**  
THE 3-YEAR RETURN OF AXIS MID-CAP FUND IS THE HIGHEST IN ITS CATEGORY.

### Equity: Small-cap 3-year returns



**9.32%**  
THE 3-YEAR RETURN OF CANARA ROBEKO EQUITY TAX SAVER IS THE HIGHEST IN ITS CATEGORY.

### Hybrid: Aggressive 5-year returns



ANNUALISED RETURNS IN % AS ON 30 SEP 2020.



# ETW FUNDS 100

	Value Research Fund Rating	Net Assets (₹ Cr)	RETURNS (%)					Expense Ratio
			3-Month	6-Month	1-Year	3-Year	5-Year	
<b>HYBRID: AGGRESSIVE (EQUITY-ORIENTED)</b>								
Canara Robeco Equity Hybrid Fund	*****	3,350.93	7.52	21.20	8.24	7.26	9.27	1.99
BNP Paribas Substantial Equity Hybrid Fund	*****	440.30	5.18	16.88	3.23	6.77	-	2.42
Mirae Asset Hybrid Equity Fund	*****	3,749.41	7.10	23.45	3.30	5.59	9.32	1.91
SBI Equity Hybrid Fund	*****	31,993.20	4.55	16.78	-0.85	5.57	7.93	1.62
HDFC Children's Gift Fund	****	3,363.01	9.81	28.02	3.87	5.25	8.86	2.00
Sundaram Equity Hybrid Fund	****	1,594.91	5.27	19.85	-0.39	5.04	7.74	2.17
DSP Equity & Bond Fund	****	5,719.79	5.16	20.52	1.55	4.81	8.39	1.90
HDFC Retirement Savings Fund	****	436.13	8.62	24.52	2.41	4.64	-	2.64
Tata Retirement Savings Fund	*****	1,154.85	9.91	26.51	5.66	4.49	9.54	2.20
Principal Hybrid Equity Fund	****	1,105.68	7.65	21.62	2.25	2.55	8.80	2.20
<b>HYBRID: CONSERVATIVE (DEBT-ORIENTED)</b>								
Baroda Conservative Hybrid Fund	*****	25.74	2.49	7.24	9.78	8.02	7.85	2.10
Kotak Debt Hybrid Fund	****	267.82	4.45	12.65	9.05	6.17	7.85	2.27
ICICI Prudential Regular Savings Fund	*****	1,916.31	4.52	9.48	8.57	7.33	8.78	1.93
Tata Retirement Savings Fund	****	144.18	3.46	10.99	7.74	5.49	7.84	2.21
Indiabulls Savings Income Fund	*****	14.96	0.29	3.21	1.31	6.23	-	2.00
<b>DEBT: MEDIUM- TO LONG-TERM</b>								
SBI Magnum Income Fund	*****	1,472.92	1.70	5.21	12.47	8.26	8.73	1.45
ICICI Prudential Bond Fund	****	3,976.34	1.54	5.52	11.33	7.96	8.31	1.13
IDFC Bond Fund Income Plan	****	669.19	0.09	4.93	10.13	7.83	8.12	1.97
Nippon India Income Fund	****	429.90	0.04	4.20	9.47	7.90	8.14	1.73
<b>DEBT: MEDIUM-TERM</b>								
SBI Magnum Medium Duration Fund	*****	4,019.12	1.91	5.70	11.73	8.82	9.59	1.25
ICICI Prudential Medium Term Bond Fund	****	5,087.99	3.08	4.50	10.60	7.35	7.96	1.63
IDFC Bond Fund Medium Term Plan	****	3,646.51	0.60	5.19	9.55	7.80	7.94	1.43
HDFC Medium Term Debt Fund	****	1,161.13	2.32	3.84	8.95	7.35	7.86	1.49
Indiabulls Income Fund	****	25.53	0.65	3.81	7.57	8.03	7.65	0.90
<b>DEBT: SHORT-TERM</b>								
HDFC Short Term Debt Fund	*****	13,153.94	1.95	5.68	10.78	8.63	8.50	0.74
ICICI Prudential Short Term Fund	****	17,227.92	1.74	5.69	10.42	7.92	8.33	1.16
Axis Short Term Fund	****	9,375.15	1.54	5.39	10.19	8.20	8.19	1.01
IDFC Bond Fund Short Term Plan	****	13,052.36	1.33	5.31	9.92	8.17	8.05	0.80
Kotak Bond - Short Term Regular Fund	****	12,848.37	1.37	5.19	9.69	7.94	7.96	1.14
L&T Short Term Bond Fund	****	4,643.77	0.92	4.83	9.57	7.99	7.87	0.75
SBI Short Term Debt Fund	****	17,109.08	1.07	5.10	9.46	7.77	7.97	0.84
<b>DEBT: DYNAMIC BOND</b>								
ICICI Prudential All Seasons Bond Fund	****	4,287.35	1.83	5.56	11.78	8.13	9.18	1.52
Axis Dynamic Bond Fund	*****	893.43	0.73	5.02	11.59	8.51	8.55	0.67
IDFC Dynamic Bond Fund	****	2,646.99	0.35	5.53	11.49	8.52	8.62	1.72
Kotak Dynamic Bond Fund	*****	1,631.70	1.22	5.36	10.43	8.91	9.23	1.15
SBI Dynamic Bond Fund	****	2,161.40	0.20	3.87	10.00	8.04	8.73	1.64
Mirae Asset Dynamic Bond Fund	****	114.48	0.57	3.36	9.90	7.92	-	1.38
Edelweiss Dynamic Bond Fund	****	102.12	0.63	2.59	7.26	7.74	7.41	0.98
<b>DEBT: CORPORATE BOND</b>								
UTI Corporate Bond Fund	****	1,805.01	1.40	5.31	11.23	-	-	0.58
Aditya Birla Sun Life Corporate Bond Fund	*****	20,205.38	1.61	6.65	11.16	8.81	8.82	0.45
HDFC Corporate Bond Fund	****	21,051.98	1.36	5.78	10.86	8.67	8.87	0.61
ICICI Prudential Corporate Bond Fund	****	16,161.92	1.53	5.87	10.36	8.29	8.43	0.60
DSP Corporate Bond Fund	****	1,101.06	1.47	5.49	10.19	-	-	0.48
Kotak Corporate Bond Fund	*****	6,586.01	1.65	5.17	9.36	8.48	8.43	0.61

All equity funds ranked on 3-year returns. Debt funds ranked on 1-year returns.

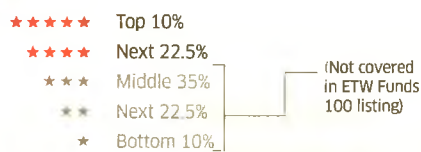


Did not find your fund here?

Log on to [www.wealth.economictimes.com](http://www.wealth.economictimes.com) for an exhaustive list.

## Methodology

The Top 100 includes only those funds that have a 5- or 4-star rating from Value Research. The rating is determined by subtracting a fund's risk score from its return score. The result is assigned stars according to the following distribution:



Fixed-income funds less than 18 months old and equity funds less than three years old have been excluded. This ensures that all the funds have existed long enough to be tracked for consistency of performance. Given the focus on long-term investing, liquid funds, short-term funds and FMPs are not part of the list. For the same reason, we have considered only the growth option of funds that reinvest returns instead of offering dividends that increase the NAV of funds.

Despite these rigorous filters, the list includes 2/3 funds of each category to maximise choice from the best funds. The fund categories are:

## EQUITIES (figures over the past one year)

**Large-cap:** Mostly invested in large-cap companies.

**Multi-cap:** Mostly invested in large- and mid-cap companies.

**Mid-cap:** Mostly invested in mid-cap companies.

**Small-cap:** Mostly invested in small-cap companies.

**Tax planning:** Offer tax rebate under Section 80C.

**International:** More than 65% of assets invested abroad.

**Income:** Average maturity varies according to objective.

**Gilt:** Medium- and long-term; invest in gilt securities.

**Equity-oriented:** Average equity exposure more than 60%.

**Debt-oriented aggressive:** Average equity exposure between 25-60%.

**Debt-oriented conservative:** Average equity exposure less than 25%.

**Arbitrage:** Seek arbitrage opportunities between equity and derivatives.

**Asset allocation:** Invest fully in equity or debt as per market conditions.

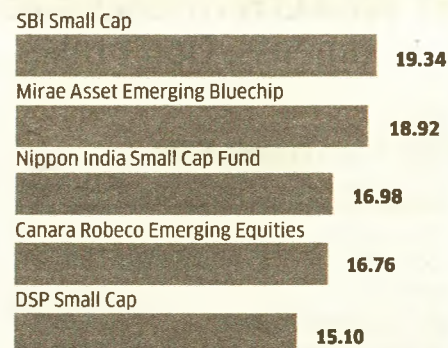
**FUND RAISER**

**4.5 LAKH**

was the number of new folios added to mutual fund schemes in August 2020, despite market volatility and the economic slowdown.

## 1 Top 5 SIPs

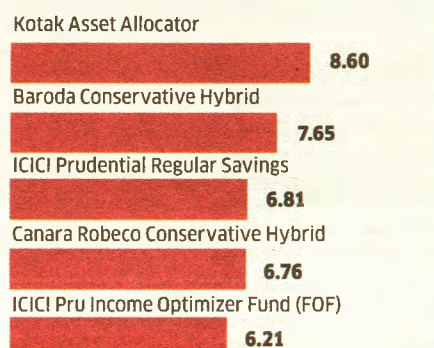
Top 5 equity schemes based on 10-year SIP returns



SIP: SYSTEMATIC INVESTMENT PLAN % ANNUALISED RETURNS AS ON 30 SEPT 2020

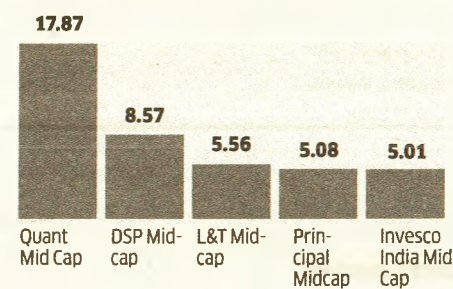
## 2 Top 5 MIPs

Top 5 MIP schemes based on 3-year SWP returns



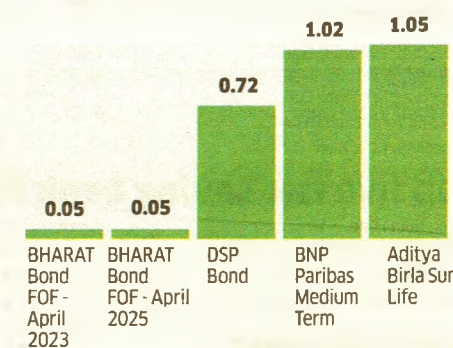
SWP: SYSTEMATIC WITHDRAWAL PLAN % ANNUALISED RETURNS AS ON 30 SEPT 2020

## 3 Mid Cap Cash holdings



% OF ASSETS AS ON 31 AUGUST 2020

## 4 Debt: Medium duration



% AS ON 31 AUGUST 2020

% EXPENSE RATIO IS CHARGED ANNUALLY. METHODOLOGY OF TOP 100 FUNDS ON [WWW.WEALTH.ECONOMICTIMES.COM](http://WWW.WEALTH.ECONOMICTIMES.COM)